

# DT SERIES FLOODED BATTERY

## DT-L16 (6V420Ah)



### CHARACTERISTICS

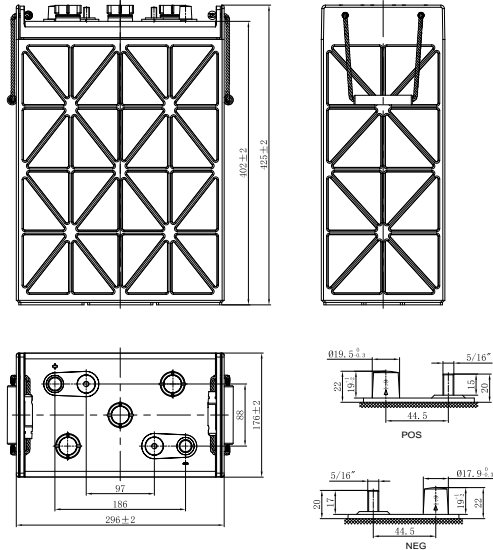
Item	Specifications	
Voltage	6V	
Dimension	Length	296mm (11.7inches)
	Width	176mm (6.93inches)
	Container Height	402mm (15.8inches)
	Total Height	425mm (16.7inches)
Approx Weight	52kg (114.6lbs)	
Terminal	DT(5/16")	
Container Material	PP	
Rated Capacity	20HR	420Ah
	5HR	344Ah
Reserve Capacity	25A	850min
	75A	220min

### GENERAL FEATURES

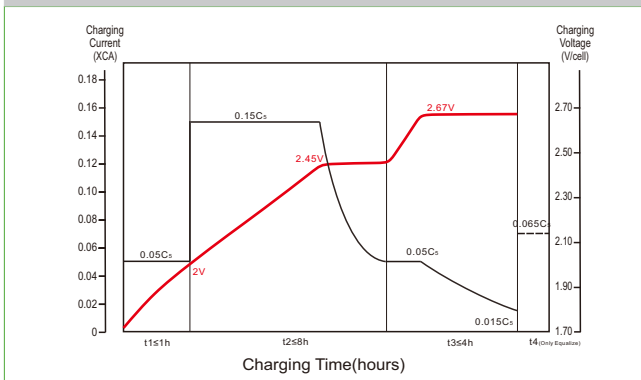
- Long cycle service life, strong recovery ability of deep discharge
- Low risk of thermal runaway, easy maintenance
- High energy, low internal resistance, low self-discharge
- Reliable sealing structure ensures no leakage during use
- Special design and structure increase battery performance
- The special alloy improves the corrosion resistance of the plate increases the service life and good deep discharge performance

### APPLICATIONS

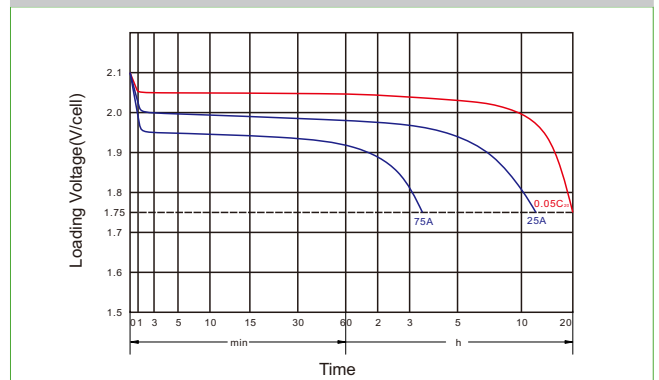
- Electric vehicle
- Golf cart
- Sightseeing bus
- Cleaning equipment
- AWP
- Marine&RV



### Charging Characteristics



### Discharge Characteristics



Designed in compliance with applicable BCI standard.  
Tested in compliance to BCI standard.