



Yuasa Fiche de données techniques

Yuasa YBX3334 - Batteries SMF YBX3000

Performance

| | |
|---|------|
| Tension | 12V |
| Capacité (20 heures) | 95Ah |
| Performances en démarrage à froid (EN1) | 720A |

Dimensions

| | |
|----------|-------|
| Longueur | 303mm |
| Largeur | 174mm |
| Hauteur | 222mm |



Poids & Mesures

| | |
|------------------------|--------|
| Poids moyen avec acide | 20.8kg |
|------------------------|--------|

Caractéristiques du bac

| | |
|--------------------------------|---|
| Type de bac | JIS D31 + BH |
| Schéma de montage | 1 |
| Système de fixation | B1 |
| Indicateur de l'état de charge | ✓ |
| Poignées | ✓ |
| Sortie(s) d'aération | ✓ |
| Type de couvercle | Double capot (anti-écoulement et sans entretien) |

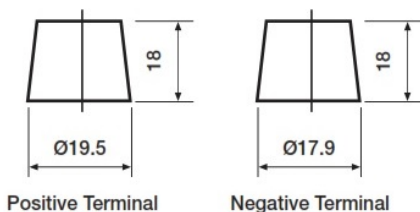
Technologie

| | |
|---------------------------|-------------|
| Dispositif stop-flamme | ✓ |
| Technologie | Ca/Ca |
| Séparateur | PE |
| Test de retournement VDA | ✓ |
| Taux de charge recommandé | 4A |
| Performance Marking | W3-C2-V2-E1 |

Type de bornes

T1

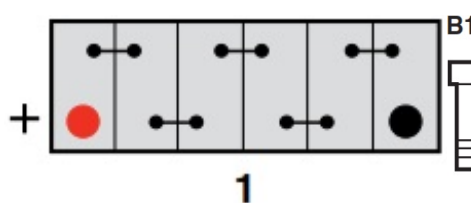
Standard DIN Post



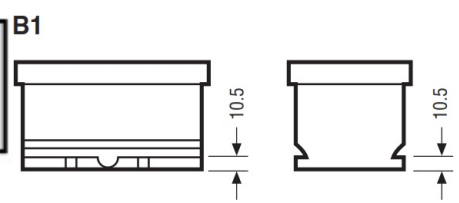
Positive Terminal

Negative Terminal

Schéma de montage des éléments



Système de fixation de la batterie



Date de publication: 24/09/2021 - E&OE



Yuasa Technical Data Sheet

Yuasa YBX3334 - YBX3000 SMF Batteries

Performance

| | |
|--------------------------|------|
| Voltage | 12V |
| Capacity (20-hour) | 95Ah |
| Cold Cranking Amps (EN1) | 720A |

Dimensions

| | |
|--------|-------|
| Length | 303mm |
| Width | 174mm |
| Height | 222mm |

Weights & Measures

| | |
|-----------------------|--------|
| Mean Weight with Acid | 20.8kg |
|-----------------------|--------|



Container Features

| | |
|---------------------------|----------------|
| Case Type | JIS D31 + BH |
| Cell Layout | 1 |
| Hold Down | B1 |
| State of Charge Indicator | ✓ |
| Handles | ✓ |
| End Venting | ✓ |
| Lid Type | SMF Double Lid |

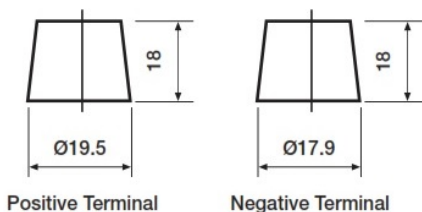
Technology

| | |
|---------------------------|-------------|
| Flame Arrestor Technology | ✓ |
| Separator | Ca/Ca |
| VDA Roll Over Test | PE |
| Recommended Charge Rate | ✓ |
| Performance Marking | 4A |
| | W3-C2-V2-E1 |

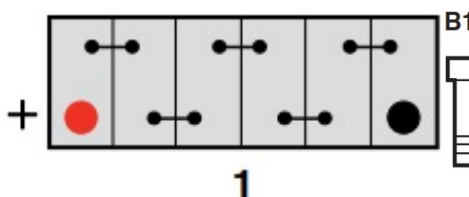
Terminal Type

T1

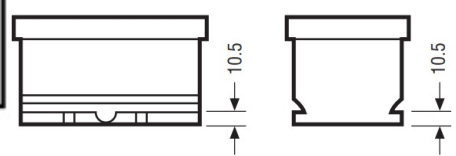
Standard DIN Post



Cell Assembly Layout



Battery Hold-down



Data Sheet generated on 24/09/2021 - E&OE